

Norwex[®]
improving quality of life

Product Manual



®

Introduction



Welcome to the Norwex Product Manual, a valuable resource of information about our superior product line!

The Norwex sphere of influence continues to expand as consumers embrace our products to improve quality of life and radically reduce the use of chemicals in their lives.

Consumer expectations are at an all-time high for products with ingredient label transparency, efficacy, simplicity of use and cost value. Increasingly, consumers look for products produced by businesses that support their values, such as environmental stewardship and social justice. Natural and organic products are in demand by those who understand the impact of their choices on health and the environment. Norwex offers superior products that are safe, effective and valued for their properties which align with these values. Our skin care products are certified by ECOCERT®, mindfully selected and highly recommended. As an industry leader in cleaning and personal care products, Norwex remains committed to product research, integrity, and complete customer satisfaction.

I hope you are inspired to participate in our ever-expanding ways to improve quality of life for present and future generations as we strive to live together in harmony with each other and the environment. The Norwex corporate responsibility extends well beyond its valued products! We want to challenge everyone to learn, act, and change to create a significant positive impact on our world...and influence others to contribute as well...a ripple effect of change in the 21st century.

Debbie Bolton

Senior Vice President of Sale North America



Contents

- 4 What are the effects of chemicals and disinfectants?
- 5 The dirt on dirt
- 6 The wonders of Norwex Microfiber
- 8 Norwex Antibacterial Microfiber
- 10 Enviro Cloth & Travel Pack
- 12 Window Cloth
- 14 Dusting Mitt
- 16 Car Wash Mitt & Car Cloth
- 18 Optic Cloth
- 20 Envirotowel (Suede Microfiber)
- 21 Kids Cloth Package
- 22 Kids Mop Package & Kids Back Pack
- 23 Kid's Towel & Kid's Bubble Bath
- 24 Why use Norwex Mops?
- 25 Norwex Dry Mop Pads & Tile Mop Pads
- 27 Wet Mop Pad
- 28 Telescopic Mop Handle
- 29 Mop Brackets & Spray Bottle
- 30 Rubber Brush
- 31 Body Pack
- 33 Makeup Removal Package
- 34 Baby Body Pack & Baby Hooded Towel Set
- 35 Spa Socks
- 36 Hair Turban
- 37 Bath Mat & Hand Towel
- 38 Bath Towel & Sport Towel
- 39 Foam Soap
- 41 Ultra Power Plus Laundry Detergent
- 42 Dryer Balls & Laundry Pre-Wash
- 43 Mattress Cleaner
- 45 Carpet Stain Buster
- 47 Descaler and Blue Diamond
- 49 Cleaning Paste
- 51 Magnet Ball
- 53 Sanira System
- 55 Bathroom Scrub Mitt & Odour Eliminator
- 56 Sportzyme
- 57 Lint Mitt
- 58 Washing Net & Leather Shine
- 59 REFRESH Odour Neutralizer
- 60 Dish Mat and Drain Care
- 61 Veggie and Fruit Scrub Cloth
- 62 Dishwashing Liquid & Dish Cloth
- 63 All Purpose Kitchen Cloth
- 65 Kitchen Scrub Cloth
- 67 Spirisponge
- 69 Spirinets
- 71 Kitchen Cloth & Tea Towel Set
- 72 Super Jet Dishwasher Detergent
- 73 Fresh Wash
- 75 Micro Hand Pads
- 77 Oven & Grill Cleaner
- 79 Fridge So Fresh & MIGHTY MESH Pot Scrubber
- 80 Personal Care
- 81 MARINE ORGANICS Body Lotion
- 82 MARINE ORGANICS Bath Shower Gel
- 83 MARINE ORGANICS Day Cream
- 84 MARINE ORGANICS Night Cream
- 85 MARINE ORGANICS Eye Lifting Serum
- 86 MARINE ORGANICS
- 87 MEDITERRANEAN Organic Olive Oil Salt Scrub
- 88 TIMELESS Lip Balm & Leg Cream
- 89 TIMELESS Herbs Cream
- 90 TIMELESS SILK Organic Hand Cream
- 91 Naturally Timeless Radiant Eye Cream
- 92 TIMELESS ORGANIC Shea Butter
- 93 MEDITERRANEAN Face & Neck Gel
- 94 TIMELESS FOOTPRINTS Foot Lotion
- 95 NATURALLY TIMELESS Face Serum
- 96 NATURALLY TIMELESS Day Cream
- 97 NATURALLY TIMELESS Anti-Gravity Night Cream
- 98 NATURALLY TIMELESS
- 99 Silver Care Toothbrush
- 101 Crystal Deodorant
- 102 Foot Stone
- 103 Body Glove

What are the effects of chemicals and disinfectants?



They can harm our bodies and affect the environment

After use, most cleaning chemicals end up making the journey from our homes down the sink, toilet and drains into our environment via the sewer or waterways. Chemicals can have harmful effects on our environment including other living things.

If many of these chemicals are not good for our environment should they really be used in our homes or around our bodies?

With the Norwex chemical-free antibacterial microfiber system you don't breathe, touch or ingest chemicals. Dirt, dust and grease are removed instead of spread around your home, creating a cleaner indoor climate, and reducing allergens.

Today, preserving the environment for our children and future generations is extremely important. With Norwex you have the opportunity to use fewer chemicals, reduce your environmental footprint and look after your family's health while at the same time preserving the environment for future generations.

The graphic is noted throughout the catalog to differentiate those products that contain an antibacterial agent for self-cleaning purposes only. The agent is solely designed to inhibit bacterial odor, mold, and/or mildew growth within the product.



Residuals attract dirt

When surfaces are left moist and wet after cleaning, only the water component of your cleaning solution evaporates leaving broken-down dirt, grime and chemicals to dry on the surface.

The definition of CLEAN is to remove all forms of contaminants from a surface leaving it in as original condition as possible. This means that in order to leave surfaces CLEAN we cannot leave residuals behind on them.

Residuals determine the frequency of needed cleaning. The fewer residuals left behind on a surface the better, as residuals determine how often that surface should be cleaned.



Clean doesn't smell

True cleanliness does not smell.

It will take most people quite a while to accept this, as their sense of smell may make them think that they have not cleaned with strong enough chemicals. If they had used only microfiber and water, there is no smell.

The traditional method of cleaning with chemicals and cotton cloths results in breaking down dirt and grime and spreading it over the entire surface.

This may provide a visual appearance of clean. However it can actually cause your surface to be hygenically more contaminated at a microscopic microbial level.

The wonders of Norwex Microfiber

What is Microfiber?

One of the most important technological developments in recent years has been the ability to produce extremely fine fibers. These "micro-fibers" are of an even finer quality than natural fibers such as silk. In many products it is the luxurious feel and look of the fabrics, which makes the microfiber so special. In others it is their unique physical and mechanical performance which makes this fabric unique. With Norwex microfiber, we focus on the physical and mechanical performance in our product line.




Textile fibers are measured in grams per 10,000 meters (dtex). For a fiber to be considered a microfiber it must be 1 dtex or finer. This means a single thread of 10,000 meters must weigh less than 1 gram.

Norwex's microfiber has a dtex of 0.13. One gram of Norwex microfiber will span over 70,000 meters. In each Norwex Enviro Cloth there is approximately 2.9 million meters of microfiber.

Used dry these fibers produce an electrostatic charge which attracts and holds dust particles. When wet the fibers use capillary vacuum force to pull moisture and grease from the surface up into the fibers.



Normal Cotton Fiber only attracts some dirt and spreads the rest around the surface.



Norwex Microfiber uses capillary action to pull dirt and grease within the fibers and away from the surface.

Microfiber cloths can be used wet or dry

Dry:

The static effect created when using the Microfiber cloths dry enhances the ability to attract dirt and dust particles. As you lightly wipe the surface, the microfiber attracts and draws up even the smallest particles of dust, trapping them in the fibers until the cloths are laundered.

Wet:

The microfibers work together to give an excellent cleaning effect. Wet, wring and wipe away dirt and debris from all washable surfaces. *Note: Only use water - do not use with corrosive chemicals or cleaners.*

The wonders of Norwex Microfiber

How to use Microfiber Cloths

- Fold the cloth in half. Fold it again. You now have a total of 8 clean sides to work with. For the Window and Car cloth, fold it again and you have 16 sides.
- Place your whole hand on the cloth and wipe with even strokes. The cloth should be flat against the cleaning surface. The Enviro cloth can be used dry for dusting.
- On less dirty surfaces, spray water on the surface and lightly polish with a microfiber cloth. For dirty surfaces, clean the surface with a wet Enviro Cloth first, then use the Window cloth to dry and polish

Microfiber Washing Instructions

To save the environment and reduce the use of detergents, we suggest that cloths and mops which are slightly dirty, or embedded with grease, be washed with a little dish detergent under warm running water and used again before laundering. You DO NOT have to wash with soap after each use if not dirty, but you should always rinse under warm to hot running water.

Launder microfiber cloths in hot water with other lint-free laundry using Norwex laundry detergent (or other environmentally friendly detergent).

Do not use bleach or fabric softener as this will destroy the product's ability to clean effectively.

To deep clean, remove stubborn stains or odours from smelly cloths, Norwex microfiber can be boiled for 10 minutes to allow fibers to swell and release the debris.

Use our Rubber Brush to remove dirt and debris from the mops between launderings.



Never use fabric softeners as they contain zeolite which will coat the fibers and diminish their static and capillary action required for high-quality cleaning.

History of Silver

Throughout history, people have taken advantage of the antimicrobial properties of silver.

The Greeks and Romans stored water in silver as it was believed this kept the liquids fresh.

During the plagues in Europe, wealthy families ate from silver plates and utensils, in the hope that silver might protect them from the disease that was claiming their neighbours' lives.

The expression 'born with a silver spoon in the mouth' had a dual meaning. Not only did it refer to wealth, it also referred to health. People were eating off silver spoons because they knew that an infection couldn't survive on silver.

Without knowing it people were taking advantage of the natural ANTIMICROBIAL properties of silver.

Today many products are produced using silver to give antibacterial properties to that surface. Silver antibacterial socks, silver soap, silver-lined curtains in hospitals, silver-lined bandages for treating burns, silver-lined bandaids, silver toothbrushes etc.

How Silver works

Silver interrupts a cell's ability to form chemical bonds essential to its survival. Bacteria, viruses and fungi need the bonds for their oxygen metabolism.

The Antibacterial agent is physically embedded inside tiny microfibers.

The silver-based agent that Norwex uses is based on micro, not nano-technology.




Norwex Antibacterial Microfiber

Cotton fibers could also have been used for this test, however as cotton does not pick up nearly so much dirt or germs from a surface (instead it pushes the dirt and germs from one surface onto the next) we needed to have two cloths with the same amount of debris and germs in them to properly test the growth in the fibers over the 24 hours.

Due to the nature of these bacteria, all tests were conducted in a controlled laboratory environment, and may not be a 100% true representation of normal living environments. As such, it's not known if the same results are true in an uncontrolled environment.


In this test we compared the bacterial growth of normal microfiber vs. Norwex antibacterial Microfiber.

After 0 hours and 24 hours.



Bacteria content in a cloth made with Norwex Antibacterial Microfiber

After 0 hours and 24 hours.



Bacteria content in a cloth made with normal Microfiber

As you can see from this test, normal microfiber shows a huge increase in bacterial growth after 24 hours and our Norwex antibacterial Microfiber showed a huge reduction in bacterial growth.

Why do we need Antibacterial Microfiber?

Norwex antibacterial Microfiber does not disinfect the surface you clean by killing the germs on it; rather it removes what is on the surface and collects it within the cloth. The silver agent inside the microfibers then inhibits the growth of bacterial odor, mold, and/or mildew growth within the product.

The micro silver functions as a self-purifier and helps cleanse the cloth of mold, fungi and bacterial odour within 24 hours, so that it is ready to use again.

Enviro Cloth & Travel Pack



Use on all surfaces that need to be cleaned, indoors and out, which can normally be cleaned with soap and water.

Use on:

- * Bathroom Areas (Other appliances, taps, sinks, tubs, counters, toilets and more)
- * Walls * Windows * Floors * Vehicles
- * Toys * Tools * Kitchen



Use dry for dusting, it creates static electricity which removes dust and dirt, preventing them from resettling back onto surfaces and holds them inside the cloth.



Use damp for general cleaning and heavily soiled areas. It cleans everything using only water. The cleaned surfaces become so clean that new dirt and dust will not return as quickly.

Travel Pack (Enviro Cloths)

Our Enviro Cloths are also available in a handy travel pack, perfect for taking anywhere! A great way to share our products with a friend!



Enviro Cloth

What makes our microfiber superior is the fact that each Enviro Cloth contains over 2.9 million meters of fiber. The antibacterial Microfiber cloth removes dust, dirt and grease from all washable surfaces using water without chemicals.



Step 1

Moisten the cloth under running water, wring out, and fold the wet cloth as many times as you can and wring out all excess water. This is very important in order to achieve streak-free surfaces.



Step 2

Wipe the surface.



Step 3

Flip over and continue to do this until all surfaces are used. Rinse the cloth in warm water when necessary and continue cleaning.



Tested for 500 washings



The beauty of glass is that it allows light to travel through it easily. Traditional cleaners will reside on the glass and restrict light from passing through.

While it is important to have a cloth that will remove greasy marks it is also important to make sure that nothing is left behind that causes streaks or smears.

A smear is a contaminant (something not meant to be on the surface) that has been spread in an effort to remove and clean the surface that now causes distortion of light. It is invisible in low light situations like internal glass or mirrors; however, in high light situations the distortion of light is noticeable and reveals where you have attempted to clean.

With the Norwex Window Cloth, there is no need for chemical glass cleaners - just use water. The antibacterial properties of this cloth makes it great for use in your entire home, such as:

- * Windows
- * Mirrors
- * Bath tubs
- * Shower doors
- * Vanity units
- * Knick-knacks and all other shiny surfaces in the home
- * Crystal
- * Glass tables
- * Granite countertops
- * Brushed and stainless steel
- * Chrome



To clean glass

To remove fingerprints simply spray with water and wipe with the window cloth.



To clean stainless steel

Use slightly moist (very little water) and wipe the stainless steel in the same direction as the grain. For heavily-soiled fridges, first clean with a moist Enviro Cloth, then finish with the Window Cloth in the same direction as the grain.



To clean granite countertops

Clean countertops first with the Enviro Cloth and water. Then finish the counters with the Window Cloth unfolding to a new side to ensure you are always finishing with a dry, clean area of microfiber.

- * Do not use on anti-glare coated surfaces

Window Cloth



Step 1

Spray water on the glass using the Norwex Spray Bottle or wipe with a moist Enviro Cloth to remove dirt and debris.



Step 2

Fold the cloth to give you sixteen sides and start wiping.



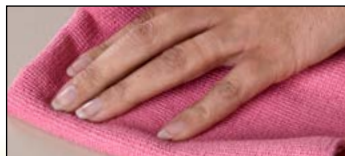
Step 3

Continue to unfold the cloth to new sides to ensure you are finishing the surface with a clean side at all times.



Step 4


For heavily-soiled glass or counters, clean first with the Enviro Cloth and water, then finish with a dry Window Cloth.





The original idea of traditional cleaning products was that the sticky oily chemicals would pick up more dust; however, it actually works in reverse.

The soapy or oily solution attracts dust into the cloth, yet remains behind on the surface, attracting future dust. This increases the amount of dust on the surface and increases the cleaning frequency needed to keep the surface dust free.



Use for dusting:

- * Mini-blinds
- * Fans
- * Lamps
- * Banisters
- * Chandeliers
- * Plants
- * Tops of cupboards
- * Vehicle dashboards
- * Vents
- * Great for screens



Use it **dry** to dust all surfaces.



Use it **wet** for cleaning difficult areas such as blinds and screens.



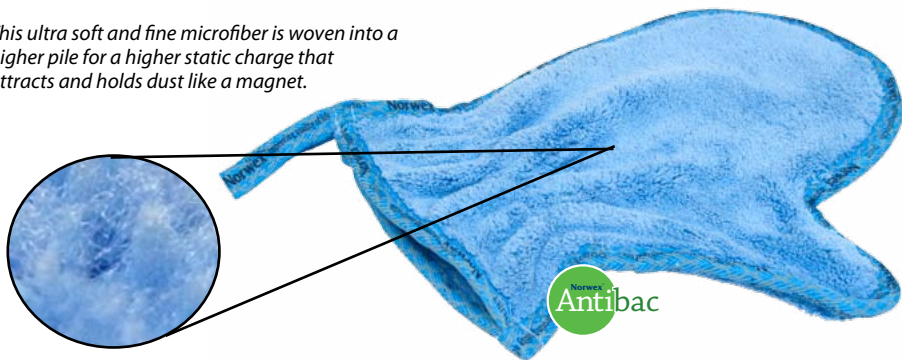
When dusting **electronics**, turn them off for a while - as the electrostatic charge they emit pull at the dust and reduces the effectiveness of the electrostatic charge of the mitt.



Great for banisters where greasy fingerprints attract dust.

Dusting Mitt

This ultra soft and fine microfiber is woven into a higher pile for a higher static charge that attracts and holds dust like a magnet.



Step 1

Place on hand to dust.



Step 2

For heavily-soiled surfaces moisten the Mitt or use a damp Enviro Cloth and continue to clean thoroughly.



Step 3

Clean out by shaking outside, by vacuuming or using the rubber brush. Launder following washing instructions on page 7.





Car Wash Mitt

Collected dirt and debris easily washes out with just a rinse. Designed to reduce the chances of scratching the vehicle. One side chenille microfiber, and the other side microfiber with a sponge layer. The perfect gift for car enthusiasts!

Allows you to wash your vehicle using only water.

Car Cloth

The Car Cloth is made from extremely fine and tightly-woven microfiber which helps prevent the fibers from holding dirt that may scratch your vehicle.

Should be used for polishing surfaces or for light regular cleaning.

Use slightly damp on car windows, mirrors, chrome and other smooth surfaces. Use the Car cloth for drying and polishing after normal washing with the Car Wash Mitt.

Used For:

- * Mirrors
- * Internal glass
- * LCD panels
- * Plastic
- * External glass
- * Car finishes
- * Snowmobiles
- * Boats
- * Stainless steel
- * Any shiny surface that shows up smears
- * Fibreglass
- * Leather interior



No more streaks. Your car stays shiny and repels dust and dirt for longer periods.

Car Wash Mitt & Car Cloth



To get the best finish on your vehicle:

- Use the Car Wash Mitt to ensure that all dirt and debris are removed from the surface.
- Dry surfaces quickly with Car Cloth before water evaporates. Preferably wash your car out of direct sunlight or in the cool of the day.

Step 1

Start by dusting internal surfaces with the Dusting Mitt or a dry Enviro Cloth.



Step 2

Hose the vehicle down starting with the glass, then the panels from cleaner higher panels toward lower dirtier ones.



Step 3

Wash the exterior of the vehicle with the Car Wash Mitt.



Step 4

Finish by drying the vehicle with the Car Cloth.





Eyeglasses, CD's and camera lenses all work better if the light is perfectly reflected or absorbed evenly without distortion.

Using the wrong cloth to clean such delicate surfaces can easily cause scratches.

The more light that passes through a glass object the cleaner it needs to be to reflect and re-direct that light.


Use For:

- * Reading glasses
- * Camera and binocular lenses
- * Computer screens
- * Photos before scanning
- * Sunglasses
- * Cleaning CD's and DVD's
- * LCD panels
- * any small surface where light is critical



This pocket-sized microfiber cloth is specially designed for removing greasy finger prints and residues from small surfaces.

The tight weave minimizes the cloth's ability to hold dust that could scratch.



For cleaning glasses
Moisten and polish dry.



For cleaning CD's, LCD panels and computer screens
Dampen optic cloth lightly and wipe CD, panel or screen. Wipe again with dry cloth. Always wipe from center to the outer edge.

* Do not use on anti-glare coated surfaces

Optic Cloth



The Optic Cloth is great for eyeglasses, camera lenses, binoculars, computer screens, CDs, cell phone screens and telescopes.

Step 1

Moisten with your breath or rinse under water and polish dry.



Step 2

Can also be used for camera lenses.



Step 3

MAINTENANCE: To clean, simply rinse in warm water and hang to dry. Launder occasionally.



Envirotowel (Suede Microfiber)



Suede Microfiber is very compact, wet or dry, and super absorbent. Dries quickly! This towel will dry and clean at the same time. It effectively removes water from all surfaces even when damp. Use for drying dishes, or for dusting highly-polished surfaces without streaks.

Use with water only.

Used For:

- * Cleaning and polishing fine wood furniture
- * As a sports towel, hair towel, or for drying your entire body
- * For drying dishes or for polishing glossy surfaces to prevent streaks
- * At the beach, pool, for camping, on holidays
- * In your gym bag
- * For polishing metals like silver and brass - works great on jewelry
- * For drying fruit after cleaning
- * Drying kitchen counters

Step 1

To polish surface use the dry Envirotowel and keep unfolding to a new side to ensure that you are drying the surface efficiently.



Step 2

Use moist for removing light tarnish, then polish with a dry area of the towel.



Norwex KIDS LINE



- Our mission to save the planet can *start* with children by offering kid-focused products.
- Focus early and they grow up cleaning without chemicals thus “improving quality of life.”



Children will enjoy helping you clean with this brightly coloured kid sized Cloth Package! By using these fun Norwex products they can learn how to clean with only microfiber and water.

Package includes:

Kids Mitt (antibac)

Kids Window Cloth (antibac)

Kids Enviro Cloth (antibac)

Kids Mop Package & Kids Back Pack



The Kids Mop Package is designed to make cleaning fun! Kids are sure to enjoy this mop package made especially for them in new bright colours! Our existing small mop pads will fit the Kids Mop base.

Package Includes:

- (1) Telescopic kids handle
- (1) Small kids mop base
- (1) Small dry mop
- (1) Small antibac wet mop



A bright Back Pack to carry a lunch box, gym clothes or for a trip to the park; small, light and brilliantly coloured!



Kid's Towel & Kid's Bubble Bath



This vibrant Apple Green towel with Sunshine Yellow trim is sure to be a favourite! Light-weight, soft, supple and super absorbent. Dries very quickly. Space saver for camping or gym bag. For drying, a patting motion is recommended when using the microfiber towel. Use for:

- * Drying hands
- * Drying Hair
- * Drying Body
- * Exfoliating dead skin



Kid's Bubble Bath

- All-natural
- Very gentle for delicate skin
- Mild cleaning with bubbly enjoyment

Ingredients: Water, Cherry Extract, Polyglycosides pH 7

Cherry extract – Prunus Serotina (Wild Cherry) Fruit Extract is a Natural fragrance ingredient.

Polyglycosides – relatively new foaming agent made from corn starch glucose.

Rinses away easily and does not leave a film or streaking.

Good skin compatibility and is mild, resulting in reduced skin irritations. SKIN-FRIENDLY.

Very high degree of biodegradability.

Why use Norwex Mops?



Advantages of the Norwex Mop:

- * No pails*
- * Use water and a spray bottle*
- * Mop lifts and traps dirt & debris*
- * Floor dries very quickly*
- * Tall, telescopic adjustable handle - no bending!*
- * No toxic chemicals*
- * Saves time*

Norwex Dry Mop Pads & Tile Mop Pads

Our dry mop pads employ a static charge that attracts dust to the mop like a magnet. They are excellent for cleaning floors, ceilings, walls, ceiling fans and high windows. The pads are statically charged attracting dirt, dust, pet hair, crumbs and micro particles like a silent vacuum cleaner.

Dust from outside can enter your home in many ways. Generally, the less dust you have in your home, the fewer allergens you will also be exposed to.

Dust is often produced inside the house by:

- * Dead skin cells
- * Food and plant fibers
- * Pet dander and hair
- * Dust mite feces and dead dust mites

Routinely dry mopping will minimize the amount of dust on your floors that could be picked up by airflow and carried to all other surfaces.

Superior Dry Mop Pad

The Dry Superior Mop Pad is great for large flooring areas, particularly where there are children and pets. It contains **100% microfiber**. The pads are statically charged so it picks up even the smallest particles of dust and dirt, pet hair and crumbs.



Regular Dry Mop Pad

The Regular Dry Mop Pad is made of **100% polyester** and is another great alternative to use with the Norwex mop system.

Norwex Dry Mop Pads & Tile Mop Pads

Step 1

Attach the Mop Pad to the Velcro on the aluminum base.



Step 2

Adjust the handle to chin height and lock by twisting the outer handle clockwise.



Step 3

Start by dusting the edges from the furthest point in the room back toward the exit or door, then **move the Dry Mop in a figure 8 pattern** keeping the leading edge of the mop forward at all times. This will keep all the dust collected on the same side of the mop. Cleaning with a “push-pull” of the mop can result in the mop base flipping over and potentially scratching a surface.



Step 4

When you have finished, brush the collected dust and hair out of the mop using the Rubber Brush and pick up all the dust with your dust pan and broom (or simply brush the dirt from the Dry Mop head directly into the garbage can). Launder in washing machine following washing instructions on page 7.



Tile Mop Pads

The latest addition to our Mop Pad series, the Tile Mop Pad gives you extra cleaning power on hard surfaces. Special nylon fibers are woven into our microfiber pad to minimize effort while removing dirt and debris from tile floors.



Used for:

- * Ceramic tiles
- * Porcelain tiles
- * Porous tiles
- * Vinyl
- * Linoleum
- * Hardwood floors
- * Marble
- * Laminate flooring



Step 1

Always dry mop the floor first using our Dry Mop Pads.



Step 2

Moisten the microfiber Wet Mop Pad under running tap water. Wring out well by hand before attaching it to the aluminum base.



Step 3

Start by mopping around the edges from the furthest point and mop toward the door keeping the leading edge of the mop forward at all times. Spray more water with a Norwex Spray Bottle if necessary.

- * For Laminate and hardwood flooring, always go with the grain
- * Putting excess water on mop pads can result in streaks on flooring

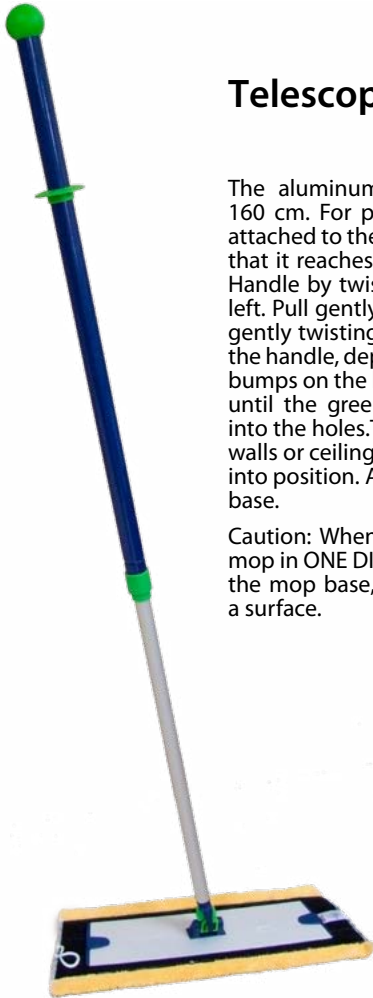
Step 4

Rinse the Mop Pad in the sink, if necessary, however you will be surprised to see that one mop head will clean your entire floor. When finished, brush Pad with Rubber Brush before laundering in washing machine following washing instructions on page 7.



Wood or laminate floors need to be cleaned with minimal moisture as using too much water can cause the wood to swell and possibly crack the finish.

- * For washing walls, push lock down on base to lock it in position



Telescopic Mop Handle

The aluminum handle adjusts from 98 cm to 160 cm. For proper height - once the handle is attached to the mop base, adjust handle height so that it reaches the user's nose. Loosen Telescopic Handle by twisting the upper blue handle to the left. Pull gently to nose height. Tighten handle by gently twisting to the right. To attach the base to the handle, depress the green (white on Kid's Mop) bumps on the base and slide the mop handle over until the green (white on Kid's Mop) bumps fit into the holes. To lock base for doing areas such as walls or ceilings, push the green lever until it locks into position. Attach either Wet or Dry Mop Pad to base.

Caution: When cleaning walls and windows, use mop in ONE DIRECTION – push-pull action can flip the mop base, resulting in potentially scratching a surface.

Mop Brackets & Spray Bottle

Mop Brackets


The Mop Brackets provide a way to use the window cloth or car cloth over the mop pad for washing or polishing hard-to-reach windows.

For dirty outside windows, clean using the wet Mop first, then polish with the car or Window cloth.

Attach an Envirotowel or Window cloth after mopping high gloss floors to polish for a streak-free shine.



Step 1:



Two Mop Brackets snap onto the top side of the mop base. The brackets are slightly flexible so if they don't fit tightly give them a gentle squeeze in your hands. They should then snap into place on the base. Be careful to attach correctly – brackets must be FLUSH with base on the mop pad side. If improperly positioned brackets MAY scratch surface.



Step 2:

To protect your cloths and the surface you are cleaning, attach a mop pad to the base before fastening the window cloth or car cloth. Fold the cloths lengthwise and push through the holes as illustrated in the photo.

Spray Bottle



Convenient and compact Spray Bottle used for spraying water on windows, floors, walls, and all surfaces to be cleaned.

Use with the Norwex mops to spray more water if necessary when mopping.

Use with Odour Eliminator as an air freshener: For best results, always spray diluted. Mix 1 part product to 7 parts water (2 Tbsp/cup or Norwex bottle) and spray using Norwex Spray Bottle where malodours exist. Direct a light mist toward the ceiling allowing it to completely refresh the area.

Rubber Brush

Use for Removing:

- * Pet hair
- * Lint
- * Human hair
- * Dust
- * Dried-on dirt

From:

- * Carpet
- * Furniture
- * Car seats
- * Beds



Carpeted Stairs: Simply brush each stair to remove all hair.

Fabric Furniture: Brush to pick up hair and to sweep crumbs from under cushions.

Carpet: Fast and easy way to remove pet hair, dust, lint, and unwanted debris from carpeted surfaces.

Step 1

Brush using short strokes on fabric or mop head in one direction with the grain of the material.



Step 2

Continue to brush from one end to the other moving all dust and hair toward the end of material and into a bin or collection point.



Step 3

Brush against the grain to lift fibers and re-brush if necessary.



Step 4

Can be washed under running water after use.





These cloths are for regular body and facial cleaning and the vintage colours coordinate with our teal & latte microfiber Bath Towel colours.

The antibac Body Cloth is a natural way to clean skin and exfoliate.

For dry or sensitive skin including skin around the eye area, leave moisture in the cloth and wipe gently. For oily skin or for a deeper exfoliation, wring out cloth well prior to use.

Use for:

- * Ultra-fine exfoliating
- * Used for acne/ blackheads
- * Removing face paints for children
- * Removing excess oils from skin
- * Daily hygiene and skin care

Clean your face and body without the use of chemicals.

With the Body Pack cloth's ultra-soft texture you will get a better result in a natural and non-abrasive way. No soaps, abrasive alcohol or cleaning tonic needed; use only water.

Follow facial cleansing by toning with our Mediterranean Face & Neck Gel.

For managing acne, use a fresh cloth each day.

Body Pack



Norelax
Antibac



Norelax
Antibac



Norelax
Antibac

Step 1

Wet face and cleanse with a damp Body Cloth.



Step 2

Rinse under warm water.



Step 3

Use other side of cloth to continue cleaning face or body.



Step 4

Rinse in warm water and hang to dry. Can be laundered as often as needed following washing instructions on page 7.




Makeup Removal Package



- Tight weave of the fiber allows for the gentle removal of mascara and dark makeup
- Makeup is easily washed away from suede between laundrerings using Norwex Foam Soap or Dish Liquid
- Clean until all traces of eyeshadow, eyeliner and mascara are removed
- This very gentle suede is a fantastic alternative for sensitive skin
- A great choice for conditions like eczema and dry skin
- Designed specifically for sensitive skin and delicate eye areas
- 3 cloths: green, blue & purple

Step 1

Moisten Cloth under running water, wring out and fold.



Step 2

Wipe face and around delicate eye area.




Step 3

Gentle on mature or sensitive skin.



Step 4

Wash using Norwex Foam Soap and hang to dry.



Baby Body Pack & Baby Hooded Towel Set

Baby Body Pack



This amazing set of face/body antibac microfiber cloths works just like our Body Pack, and is made in a smaller size just perfect for your baby. Gentle and soft you will find them ideal for babies sensitive skin.

* Great for cleaning baby's gums.



Cleaning baby's face and body without the use of chemicals.



Great for cleaning baby's bottom instead of disposable wipes.

Baby Hooded Towel Set

Use to dry and keep baby warm at all times.

Set includes a hooded towel and face cloth intended for use up to toddler size.

Use for:

- * Cleaning, drying and keeping baby warm.
- * The Baby towel is soft and fluffy, super absorbent, warm and comfy.
- * Instantly absorbs water from skin so babies don't get chilled.



Spa Socks



- Super soft, warm, and cozy
- Durable
- Relaxing – feet feel completely soothed and comfortable
- Fantastic with the Norwex Bath Robe
- An amazing way to pamper your feet!
- Great to use after applying Timeless Footprints Foot Lotion

Launder following washing instructions on page 7.

Hair Turban



- * Use for drying hair
- * Highly absorbent hooded towel
- * Can absorb 70% of moisture reducing blow-drying time
- * Fewer tangles in hair
- * Comfortably holds rollers in at night
- * Great for people with long or thick hair
- * Less blow-drying means healthier hair

Step 1

Place on head w/button at back of neck.



Step 2

Tuck hair in, twist and loop over hair.



Step 3

Fasten button.



Step 4

Hang to dry after use and launder following washing instructions on page 7.



Bath Mat & Hand Towel

Bath Mat

Absorbs water from the bottom of feet after a shower/bath. Use as a doormat on rainy or snowy days to absorb extra water. Made of highly-absorbent microfiber holding up to ten times its weight in water. Texture is soft and fluffy. Prevents slipping. Launder following washing instructions on page 7.

Use by tub, shower, hot tubs and pools to absorb excess water. Useful in animal kennels to keep the bottom clean and dry. Use as a pet bed; soft, breathable, extremely durable and washable.

Hang to dry after use.



Hand Towel

Handy Hand Towel for your bathroom is lightweight, soft, supple and super absorbent. Space saver for camping or gym bag.

For drying, a patting motion is recommended when using the microfiber towel.

Two new fashion forward colours are in addition to the natural colour Hand Towel.

Use for:

- * Drying hands
- * Drying Body
- * Drying Hair
- * Exfoliating dead skin

Bath Towel



Lightweight, soft, supple and super absorbent. Dries very quickly. Available in two sizes (L & XL).

For drying, a patting motion is recommended when using the microfiber towel

Use for:

- * Drying hands
- * Drying Hair
- * Drying Body
- * Exfoliating dead skin

Sport Towel

Use it at the beach, pool, for camping, on holidays, or in your gym bag.

Very compact (wet or dry), super absorbent and dries quickly! A small nylon pouch makes it easy to carry and easy to put away, wet or dry!

It effectively removes water from all surfaces EVEN when damp. Used after swimming, as a sport towel and hair towel.

If put away wet, hang to dry as soon as possible.





The Foam Soap dispenser is designed to deliver the right amount of soap and is formulated for daily use.

Used for washing hands in:

* Kitchen * Bathrooms * Laundry

Very luxurious, thick foaming soap containing Shea Butter and Calendula, which have amazing moisturizing properties. Calendula is a natural antimicrobial. Maintains natural pH balance for the skin. Pleasant scent developed by Norwex to be non-allergenic.

Does not contain parabens, formaldehyde releasers, or triclosan.

One drop of soap is converted into enough foam to wash your hands with each pump.

When refilling Foam Soap dispenser with the refill, leave about 2 cm/1" of space between the soap and bottom of pump to allow for creation of foam.

Foam Soap

Step 1

Depress the pump for precise amount needed to wash your hands.



Step 2

Rub all over hands and around fingers.



Step 3

Add water and continue to scrub around each finger, around cuticles and under nails.



Step 4

Rinse and dry hands thoroughly using a clean microfiber towel.



Ultra Power Plus Laundry Detergent



For all types of fabrics: Cotton, nylon, wools, linen, and synthetic fabrics. For hand washing and automatic machines. Is quick dissolving and starts working immediately to get your clothes clean.

For heavily-soiled large loads use 2 scoops (60 ml) plus. For large or heavily-soiled medium loads use 1-1/4 scoops (40ml). For medium loads use 1 scoop (25-30 ml). When using in a HE washing machine we suggest 5-10 ml (1 tsp) per load dissolved in water. Can be diluted in water (1 to 1.5 Tbsp/cup) to form an effective grease-cutting stain remover. For hand washing, rubber gloves are recommended.

Dissolve detergent in wash water before adding clothes. Do not apply detergent directly on clothes. Rinse clothes well before drying. For washing and drying follow garment care label instructions.

Ultra Power Plus is safe for washable colourfast fabrics. Some fabrics may be susceptible to colour change when laundered as directed.

For front loading machines dissolve 1/2 scoop of detergent in water, then add to machine.

Colourfastness Test:

1. Check label instructions
2. Dissolve 10 ml. in 1 cup of hot water
3. Soak 20 minutes
4. Rinse and dry.

The Norwex Ultra Power Plus Laundry Detergent is filler-free and unscented and will not leave any residue in your clothing. Has superior stain removing properties, whitens whites, brightens colored fabrics, and cuts through grease and dirt leaving clothes soft and fluffy. Washes approximately 40 loads, or when used together with the magnet ball washes 60 to 70 loads! An additional benefit is that most fabrics will not build up static in the dryer as there are no fillers left in your clothing, reducing the need for dryer sheets or fabric softener. For a softer feel, use of our dryer balls is recommended.



Dryer Balls & Laundry Pre-Wash



Dryer Balls

Place both Dryer Balls in your dryer with laundry. The unique design of the Dryer Balls lifts and separates laundry while softening fabrics. This reduces drying time, static cling and wrinkles, naturally, without chemicals. No need to use fabric softener or dryer sheets.

When finished drying, remove dryer balls from inside the dryer.

Use for any fabrics, including delicates, jeans and towels.

If you are having static, you may be drying too long. Reduce the dryer cycle by 10-15 minutes.

Laundry Pre-Wash

Penetrates and begins to dissolve on contact a variety of stains and soil in fabrics. Is gentle on delicate fabrics and works in all water temperatures. The 100% all-natural formula is hypoallergenic, biodegradable, non-toxic and free of allergens, dyes, perfumes and petroleum solvents.

Step 1

Spray on soiled area.

Step 2

Wait 1-5 minutes to allow solution to penetrate, then wash according to label instructions.

Step 3

For heavily soiled areas, a second application may be required.

Laundry Pre-Wash contains enzymes, ascorbic acid, citric acid and water.

Does not contain allergens, dyes, chlorine, perfumes, petroleum-based solvents, glycol ether, phosphates and other harsh chemicals





Used to clean:

- * Beds
- * Pillows
- * Comforters
- * Stuffed toys
- * Upholstery
- * Vehicle seats
- * Pet beds
- * Sofas
- * Anywhere organic material collects



Used to remove smell from organic messes like urine from animals and humans.



The elimination and removal of all organic waste inside mattresses and on non-washable furniture.

** DO NOT use on plastic covered crib mattresses.*

** When used on beds, be sure to allow to dry before replacing bedding.*

Mattress Cleaner

Ingredients:

Water, denatured alcohol (<5%), sodium iminodisuccinate (<1%), zinc diricinoleate (<1%), cocamidopropyl betaine (<1%), menthol (<1%), microorganisms (<1%), citric acid (<1%), polydimethylsiloxane emulsion (<1%). The microorganisms in this product are non-genetically modified, naturally sourced, non-pathogenic (i.e. do not cause disease) dormant bacteria, and are the primary "active ingredients" in this formulation.

Step 1

Remove linen from mattress or pillows. There is no need to saturate the surface, just a light spray is needed.



Step 2

Use approximately 5 sprays for a twin mattress, 8 sprays for a double, 12 sprays for a queen/king size bed, 1-2 for a pillow, 2 sprays for stuffed animal and 5 sprays for fabric couch.



Step 3

Leave to dry up to 4 hrs before replacing bedding


Step 4

It is recommended to use it three times a year, every 4 months or more frequently in homes where people have asthma.

3-4 times a
year



Carpet Stain Buster



Simple and effective method of eliminating protein-based stains and odours instantly.

A complete carpet cleaning solution used for shampooing, spot cleaning, deodorizing, and neutralizing. This revolutionary new technology is effective for eliminating protein-based stains and odours. Rapidly penetrates to dissolve and remove all types of stains. Keeps working hours after cleaning, and will not leave residues that can attract new contaminants. Neutral pH

Ingredients:

Orange extract, ascorbic acid, yucca schidegra, water.

Orange Extract - The natural power of orange extract offers deep cleaning action with a natural orange scent. The peel extract and natural enzymes naturally break down dirt, grease and odours. Works on a variety of organic stains.

Yucca Schidigera – Contains compounds often referred to as a “natural detergent” because of their foamy texture. The compound is a surfactant /foaming agent which, in our product, is the primary cleaning ingredient. Its primary function is to produce foaming without the use of synthetic surfactants.

As this product contains friendly microbes to help remove stains and odours, it continues to work for up to several days after use and will leave no residue in the carpet once thoroughly dry.

For carpet cleaning or steam, we recommend to use 1:20 with water

*** Do not use on carpets treated with Scotchguard®**

Warning: Always test on an inconspicuous area for colour fastness.

Carpet Stain Buster

Step 1

For moist stains place a dry Enviro Cloth over the stain and press firmly to remove as much of the liquid as possible before the next step.



Step 2

Spray some water onto the stain, place a folded Enviro cloth over the stain and press firmly, then check to see that the stain is transferring from the carpet to the cloth.



Step 3

For spot removal use ¼ c. (60 ml) with 4 c. (1 litre) of water in a spray bottle. Rub and blot with an Enviro Cloth. Recommended to test in an inconspicuous area prior to using full strength. For shampooing combine 10 oz. (320 ml) with 1 gallon (4 liters) water.



Neutral pH - is safe for use on most carpets.

No Colour Brighteners - No Bleach - Biodegradable - Non-Toxic. Will not harm microfiber cleaning cloths.

Phyto-technology is a revolutionary technology that uses bioflavonoids and plant extracts to create a synergistic reaction when combined to produce extremely powerful cleaning agents.

Step 4

After the stain is removed spray with water and dry with another Enviro Cloth. If the stain is deep in the carpet, repeat the process.





Blue Diamond All-in-one Bathroom Cleaner

This highly concentrated formula safely cleans toilets, basins and most other hard bathroom surfaces without corrosive fumes, leaving them sparkling like a precious jewel. Deep penetration allows for effective cleaning and descaling in one application.

Contains:

Ethoxylated Lauryl Alcohol, Sodium Dodecylbenzenesulfonate, Citric Acid

Warning: Not recommended for natural stone surfaces. Do not mix with other cleaners. Use caution when applying to metal surfaces as they may discolour.

Descaler

Norwex Descaler is a highly-effective and environmentally-friendly product for heavy-duty cleaning and removal of calcium, lime and rust stains. Most descalers are dangerous chemical acids that can burn surfaces and damage the environment while they try to break down mineral stains.

Use for removing:

- * Soap scum
- * Lime/scale
- * Calcium
- * Rust stains

From:

- * Shower doors
- * Shower curtains
- * Shower stalls
- * Bathtubs, etc.

If used regularly lime build-up can be avoided.



Removes stains around taps and drains.



Removes mineral stains where water has consistently dripped on a surface.



Removes water marks from glass and tiles where water has evaporated leaving minerals to stain the surface.

WARNING: Do not use on granite, marble or unsealed grouted areas as the natural acids may damage the surface.

Always test on an inconspicuous place before using.



Descaler

Step 1

Spray the liquid on the surface, and let it work for 5-10 minutes.



Step 2

Wash off with a moist microfiber cloth, **before surface dries.**



Step 3

For heavier stains repeat the process.



Step 4

When used regularly, it will prevent build-up of mineral stains.





Used for cleaning and restoration of any materials made of:

- * Chrome
- * Stainless steel
- * Aluminum
- * Sealed Ceramics

Great on soap scum and caked-on dirt and grime.



Great for stainless steel sinks.

A safe, environmentally-friendly compound to clean and polish surfaces.

Poison, acid and phosphate free.

Cleans, polishes and protects in one application. Rub onto surface area and then rinse with water. Polish with a cloth if desired.

Always test on an inconspicuous spot before using.

*** Not recommended for use on acrylic surfaces, brushed stainless steel, brushed nickel, or certain flat stove top surfaces**

Cleaning Paste



Ingredients: *Marble flour, chalk natural soap, and traces of coconut oil.*

Step 1

Apply the paste onto a damp Norwex microfiber cloth/Spirisponge by dabbing it two or three times in the paste container (Remember to test on inconspicuous spot before using).



Step 2

Rub it onto the surface you want to clean and polish.



Step 3

Rinse with water and dry with a clean Enviro Cloth. The result is a clean, shiny surface that stays clean longer.



Step 4

Finish shiny surfaces with a dry Window Cloth.





Strength of magnet is 210 Gauss

The Magnet Ball prevents calcium and lime build-up in dishwashers and washing machines. It is a magnet covered in hard green santoprene - a rubber-like compound.



By placing the magnet ball in the dishwasher, it softens the water and allows you to use half the normal amount of dishwashing detergent.



Reduces laundry detergent required by 50%, depending on initial water hardness.

- Not recommended for front loading washing machines as not enough water passes through the magnet ball and given the rapid and vertical spin of these systems, use of the magnet ball in them may result in damage.

Magnet Ball

Step 1

For dishwashers place in bottom tray and use half the detergent you normally use.



Step 2

For top loading washing machines place in wash and use half the laundry detergent you normally use.



Step 3

It is recommended that you clean the ball by running a microfiber cloth through the center every month or so. This helps prevent metal and mineral build-up from re-depositing back onto clothing.





Through the Sanira Toilet Brush System, Norwex provides an ingenious system to clean toilets without harmful chemicals. Some highlights are:

- It is made from environmentally-friendly recyclable raw materials with no metal parts
- The brush is made without cavities reducing chance of bacterial load remaining in crevices
- The bristles are specially designed to shed water and discourage bacteria growth as well as using the cleaning solution more effectively
- A channeling system in the brush dispenses the cleaner, reducing the amount needed to only 3-4 ml, compared to 30 - 40 ml for a traditional cleaner
- Highly biodegradable cleaning solution and safe for use with septic systems

Sanira System

Step 1

Cut off the top cap of the sanira solution.



Step 2

Reassemble the system by placing the bag back into the bottom container. Place the container with the hole in it on top, and place the brush into the container with the hole in it.



Step 3

Gently push down on the brush until the solution fills the channels of the brush and starts to drip onto the bristles of the brush. Empty as much water out of the bowl as possible by pouring a few litres into the toilet. The benefit is less cleaner is needed and if it isn't diluted none of it is wasted.



Step 4

Clean the sides of the bowl first so the solution can work undiluted. Clean toilet, rinse brush off with clean water, and place back into the container.



Using only 3-4 ml once a week, the solution will last approximately 1 year.

Bathroom Scrub Mitt

Antibac Microfiber fabric on one side and scrub mesh on the other. Extra-long fibers and thick, absorbent construction deliver superior results. Microfiber scrubbing mesh removes stubborn dirt & grime and can be used with the Cleaning Paste, Descaler or alone. A sponge liner adds extra absorbency. Handy hang loop provides convenient drying and storage.



Odour Eliminator



A friendly way to deal with unpleasant odours. The bacterial spores in Odour Eliminator work to eat up the organic matter causing the odour.

Use anywhere unpleasant odours present a problem. May also be used with rug shampoo solutions to eliminate odours in carpets. A few ounces in mop water give a fresh smell.

Instructions:

- **As a spray:** For best results, always spray diluted. Mix 1 part product to 7 parts water (which is 2 Tbsp. per cup or Norwex spray bottle) and spray where malodours exist. Direct a light mist toward the ceiling allowing it to completely refresh the area.
- **Floor mopping and carpet extraction:** Add 1 part product to 40 parts cleaning solution (slightly less than 2 Tbsp./L).

Sportzyme

Norwex Sportzyme is:

- non-toxic
- chemical-free
- dye-free
- biodegradable
- water soluble
- highly-effective bioactive formula that eliminates organic residues that cause odour.

Contains dormant non-pathogenic bacterial spores. When sprayed on a surface the bacteria feed off food sources such as sweat, athletes' foot, fungal organisms, blood, urine and other micro-organic matter that live in sports or work equipment, clothes and gear. The bacteria release enzymes that breakdown the organic matter into smaller particles converting them to water and carbon dioxide.



Eliminates organic odour from:

- * Shoes
- * Skates
- * Equipment bags
- * Cleats
- * Shoulder pads
- * Helmets
- * Knee Pads
- * Work equipment

and more....

Step 1

Spray it over the entire surface wherever odour is present. Apply heavily for the first application.



Step 2

Allow time to work. Reapply after 48 hrs if needed.





The lint mitt will quickly and successfully remove lint, dust and pet hair from your clothing, furniture and other textiles. Small enough to take along with you for those quick little touch ups. One side for each direction.

Step 1

To pick up lint, start brushing against the grain of the mitt.



Step 2

To go in the other direction, simply turn mitt to the other side.



Step 3

Also great for use on furniture.



Washing Net & Leather Shine



The durable mesh Washing Net lets soap and water flow through easily for optimal cleaning. It is constructed with the highest quality mesh to protect your microfiber cloths.

- For storing and washing microfiber
- Protects microfiber with zipper closure
- Use in the washer and dryer
- Ideal for your microfiber products, delicates and baby clothing

Leather Shine

Our Leather Shine formula will naturally clean, restore and beautify your leathers without the use of manmade waxes or harmful chemicals. Great for boots, purses, belts, leather gloves, baseball mitts, saddles or anything else made of leather. Made with pure bee and carnauba wax and lanoline, this product penetrates leather to restore the natural oils, waterproofs, moisturizes and protects. Can also be used on rubber and hard plastic to restore luster.

Directions: Dab the sponge onto the balm and apply sparingly. Apply to the leather surface with the black pad and polish with the white pad until glossy.

Attention: use the balm only for smooth leather, do not use on suede leather.

Ingredients: Bee Wax, Carnauba Wax, Lanoline, Vegetable Oil, Vaseline, Glycerine, parfum oil

Lanolin based carnauba wax: Seals product without silicon, alcohol or lye so it will not crack leather. In fact it increases suppleness and stops leather from cracking and fading.

Bees Wax and vaseline: Penetrate to soften leather and protect against moisture.

Vaseline: Is a high quality, pharmaceutical vaseline. Pure, clean alkanes are being incorporated into this product, which are not known to have any allergenic, skin irritation or toxic side effects.

Lanoline: Also helps with waterproofing.



REFRESH Odour Neutralizer



Refresh was especially developed to combat unpleasant odours in everyday situations and to neutralize unpleasant smells. In developing this product, amylase was selected for its ability to break down the bacteria, fats and proteins that give rise to this kind of problem. Once sprayed, the enzymes will neutralize the undesirable material causing the offensive odours, not just mask the odour with perfumes. All products are 100% all natural ingredients based on natural born microorganisms/enzymes – found everywhere in nature –and thus have little consequence for humans, animals and nature. Our lemon extract is especially great to eliminate the odour from burnt food.

Directions: Spray 2-3 times in the air for an average size room. If the mist contacts a hard floor surface, wipe the surface clean with a dry cloth to avoid slip hazard.

Ingredients: Water, Amylase (enzymes), Rosemary Extract, Lemon Extract

Warning: Keep out of reach of children. Store away from high heat. May irritate eyes and skin. Cleanse skin thoroughly after contact. If product comes in contact with eyes rinse thoroughly with water for 15 minutes. If ingested drink two glasses of water to dilute material.

Dish Mat

Eliminate drenched towels with the super absorbent Dish Mat. The mesh side allows air to flow through while the microfiber soaks up excess moisture. The neutral latte colour will blend with almost any kitchen décor.

Tips: Always place microfiber side on surface & mesh side up.



Drain Care

Dissolves clogs and eliminates sluggish drains and odours. Does not create heat or fumes. Safe for use on all plastic and metal pipes, kitchen and bathroom drains, garbage disposals, septic systems and RV's.

Step 1

Remove as much standing water as possible from sinks, tubs, showers and drains before adding product.



Step 2

Apply one scoop of Norwex Drain Care into slow and clogged drains.



Step 3

Add 120ml/4 ounces of warm water to activate Norwex Drain Care. Allow product to foam.



Step 4

After foaming action has stopped, wait two hours before using drain again. Use regularly to keep drains and pipes flowing freely.



Veggie and Fruit Scrub Cloth



Fruits and vegetables are sprayed with toxic chemicals to protect them from pest and fungal attacks. They are coated with a wax/oil to prevent decay and to preserve the quality and appearance of the produce during transportation. This waxy layer is also host for microorganisms like bacteria, fungi and viruses.

The Veggie and Fruit Scrub Cloth is superb quality and perfect to use for cleaning fruits and vegetables. There is a rough side for scrubbing and a smooth side for polishing. It is highly effective for removing dirt and debris from all your fruit and vegetables. Wipe down all produce even if you will be peeling it. By doing so you prevent contaminating the flesh of the produce as you remove the skin.

Use on the Go:

Place in lunch bags, take to the office, keep in the kitchen and take on a picnic for handy access to cleaner, healthier produce.


Delicate Produce:

For delicate or hard to clean produce, use Fresh Wash in conjunction with the Veggie Cloth to remove contaminants more easily and efficiently. This combination is extremely effective when cleaning waxes and pesticides from fruits and vegetables.

Studies show that the following fruits and vegetables consistently have the largest number of trace levels of pesticides: Celery, peaches, strawberries, apples, blueberries, nectarines, bell peppers, spinach (includes kale and collard greens), cherries, potatoes, grapes and lettuce.

Step 1

Use rough side to clean Vegetables or Fruit.



Step 2

Use smooth side to polish and remove any residue.



Dishwashing Liquid & Dish Cloth

Dishwashing Liquid

Norwex Dish Liquid is phosphate free, highly effective, yet gentle on hands. It is not only great for washing dishes, but is also excellent for:

- Removing grease from hands
- Great spot remover and as a pre-treatment for stains on clothing. Dilute 50% water and 50% soap in a spray bottle and apply directly to the soiled spot.



Dish Cloth




The Norwex Dish Cloth is a loosely woven white nylon netted cloth. It dries quickly and will not absorb grease or odour.

- Wash dishes
- Great for removing flour dough, etc. from counter tops after baking.
- Removes sticky or stubborn substances off counters
- Scrub off soap scum from shower stalls
- Take off bugs and paint from windows
- Cleaning vegetables from your garden
- Removing soap film that builds up on the bottom of dishwasher doors

* May scratch acrylic or delicate surfaces.

All Purpose Kitchen Cloth



A cloth that can be used for general wiping as well as for removing heavy-duty amounts of grease and grime.

Used for wiping:

- * Counters
- * Backsplashes
- * Stoves
- * Appliances
- * Cupboards and more

The All Purpose Kitchen Cloth is designed to clean grease and grime. The waffle weave allows it to dry quickly, minimizing bacterial growth. Rinse well under running water after use and hang to dry.

Best used with just water for washing counters, stoves, and appliances.

Using soap with the cloth may cause odours.

All Purpose Kitchen Cloth



Step 1

Wet under tap, wring and fold cloth into eight sides.

Fold



Step 2

Start cleaning from cleaner surfaces toward dirtier ones. Remove the majority of grease and grime before unfolding the cloth to the next side.

Wipe



Step 3

Continue cleaning and unfolding cloth before returning to sink and rinsing out in warm water.

Unfold



Step 4

Hang to dry and launder when required following washing instructions on page 7.

Hang



Kitchen Scrub Cloth



With so many different coatings and surfaces available today, there is a need for a cloth that will also scrub without scratching.

This cloth not only scrubs without scratching, it removes and holds the broken-down grime in its microfibers.

Scrubbing and wiping:

- * Pots & Pans (safe on Teflon®)
- * Kitchen counters
- * Tiled walls
- * Bathtubs
- * Kitchen sinks
- * Backsplashes
- * Bathroom vanities
- * Showers

Checkerboard pattern specially designed for those hard-to-clean surfaces. Safe for use on Teflon®. Can be used with Norwex Cleaning Paste or Descaler



Shower: Great in the bathroom for soap scum and lime scale.



Bath: Great for removing soap residue and cleaning around taps.



Stove Tops: Great for cleaning kitchen areas without scratching.

Kitchen Scrub Cloth



Step 1

Wet with running water and scrub surface.



Step 2

Rinse under tap and wring out by hand before continuing to clean.



Step 3

To clean cloth rinse in hot water and hang to dry.



Step 4

Launder following washing instructions on page 7.





Use to scrub very dirty areas in the home yet safe on most sensitive surfaces.

Use for cleaning:

- * Pots and Pans
- * Teflon® cookware
- * Everyday dishes
- * Stainless steel sinks
- * Shower and bath taps
- * Vegetables
- * Non stick pans - use with caution, may remove the finish from some non-stick surfaces
- * To remove sticky tape and label residue. Removes rust spots and lime scale easily with the Cleaning Paste or Norwex Descaler.



Always use wet and test in an unseen area if you are concerned about scratching. For heavy-duty restoration of pots and pans use with Norwex Cleaning Paste.

Spirisponge



Step 1

Simply wet, wring out and scrub.



Step 2

Rinse out in warm water.



Step 3

For removal of water marks and soap residue use with the Norwex Descaler.



Step 4

To clean, place on top rack of dishwasher or hand wash with dish soap.





To remove dried or burnt-on food from ovens, pots, pans and BBQ's

Use for:

- * Removing grime in ovens
- * Cleaning oven racks and trays
- * Removing lime and rust marks
- * Cleaning algae off fish tank walls
- * Removing burnt on food on pots
- * Paint from old furniture
- * Cleaning BBQ's
- * Removing water marks on taps

Will not rust and is dishwasher safe.



Ovens: For oven cleaning, place a bowl of water in oven and turn on for half an hour before turning off. Then wait until oven is cool before cleaning, this will moisten the surface dirt of the oven, and make your cleaning easier.

- * **Do not use on Teflon® surfaces**
- * **Always test on an inconspicuous spot**

Use wet to scrub. CAUTION- may scratch some surfaces.

Spirinetts



Step 1

Wet the surface and the Spirinett, then scrub using very little pressure.



Step 2

Wipe the cleaned area, repeat if required. Rinse Spirinett in warm water. To clean, place in dishwasher.



Kitchen Cloth & Tea Towel Set

Kitchen Cloth

The antibacterial Kitchen Cloths are absorbent and fast drying.

They are fantastic for wiping kitchen counters, table tops, stove tops, cleaning the fridge, and kitchen spills.

Made of Norwex's outstanding microfiber, these items are extra absorbent and perfect for a variety of kitchen jobs. Available for individual purchase in salmon or blue.

***Not recommended for washing dishes**



Kitchen Towel

The antibacterial Kitchen Towel is absorbent and dries quickly.

This microfiber Kitchen Towel is super soft, absorbent, and excellent for drying dishes. Available for individual purchase in salmon or blue.



Super Jet Dishwasher Detergent



For dishes, glassware, cutlery, plasticware, pots and pans.

- Helps minimize water spotting
- Conditions and softens water
- Removes sticky, greasy residue
- Minimizes hard water and lime build up

1. Remove large food particles from dishes and rinse.
2. Place dishes and utensils in dishwasher, being sure that soiled surfaces face water spray.
3. Place one tablespoon directly in dispenser. Start normal operation.

If dishes are spotty, you are using too much soap. You may only need to use 1/2 - 1 tsp if you have a Magnet Ball.

Tip: Clean the inside of a thermos or coffee butler by adding 1 teaspoon of Super Jet and fill with hot water. Let stand for a few minutes then rinse thoroughly.

*** NOT for use in dish washers with stainless steel interiors!**

*** Note: Not recommended for hand dishwashing**



Fresh Wash dissolves waxes and residues on fruit. It is recommended the fruit still be scrubbed with the Veggie and Fruit Scrub Cloth to remove any remaining residue.

Designed for:

- Washing fruit and vegetables. Fresh Wash has been specifically formulated as a safe and effective method for cleaning fruit and vegetables.
- Post-harvest applications to protect produce from pathogenic damage during storage and transport.
- Extending the shelf life of fruit and vegetables by two to three times.
- Breaking down biofilm and removing contaminants. A biofilm is a coating of microorganisms on the fruits, some of which may be responsible for its spoilage; so removing them reduces the rate of spoiling.

Ingredients

Orange extract, water, ascorbic acid, Yucca schidigera, citric acid.

Orange Extract - natural power of orange extract offers an organic cleaning action with a natural orange scent. The peel extract and natural enzymes naturally break down dirt, pesticide/fungicide residues, bacteria, hidden fungi, wax and oils.

Fresh Wash

Step 1

Use a 2% dilution = 5 mL (1 tsp) per cup = approximately 5 sprays per cup.



Step 2

Soak fruit for three to five minutes. Rinse well with water.



Step 3

Dry fruit using one of our Norwex Cloths. Important: Even though Freshwash may kill the bacteria on the fruit and help dissolve the waxes and other residues, it will not remove them completely without the fruit being scrubbed.



Step 4

Diluted fresh Wash can be stored in the fridge and used for up to one week.



Unique Ingredients

Yucca schidigera – Contains compounds often referred to as a “natural detergent” because of their foamy texture. *Yucca* contributes in two important ways: Without the use of yucca compounds the taste might be very bitter. Provides superior cleaning quality without the use of synthetic surfactants. Citric Acid – natural preservative, pH control.



The Micro Hand Pads are great for tough cleaning jobs, such as removing crayon marks from walls, scuff marks from floors and doors, soap residue, ground-in dirt on patio furniture, and much more!

The Micro Hand Pad does not contain cleaning chemicals.

Use for removing

- * Crayon
- * Pencil
- * Pen
- * Markers
- * Scuff marks

From

- * Walls
- * Plastic furniture
- * Tiles
- * Most kitchen and bathroom surfaces

This lightly-abrasive sponge is very effective for deep cleaning.

*** DO NOT USE on auto paint, polished/glossy surfaces, or brushed, satin dark or faux finishes**

*** USE CAUTION on painted/wood surfaces, as the Pad is abrasive**

Micro Hand Pads



Step 1

Dip in warm water, squeeze out excess water.



Step 2

Scrub surface without pressure. For heavier marks continue to scrub with a little more pressure.



Step 3

Wipe with Enviro Cloth.



Oven & Grill Cleaner



Formulated for cleaning the toughest oven and grill grime. Dissolves burned-on deposits so they can be wiped or rinsed clean. Water-based and non-caustic cleaner. Bio-based, all-natural and biodegradable.

Oven Cleaning

Step 1

Preheat oven to 38° C/100°F and turn off before applying product. Apply Norwex Oven & Grill Cleaner. Close oven door and allow to work for 5 minutes.

Step 2

Wipe clean with a damp cloth or sponge. Stubborn deposits may require additional application.

Step 3

After cleaning, heat oven to 95° C/200° F for 10 minutes before using.


*** Do not use on wood, painted or other delicate surfaces**

Oven & Grill Cleaner

Grill Cleaning

Step 1

Remove the cooking racks from grill and place on layers of newspaper. Spray product and lightly scrub cooking rack with a stiff brush.




Step 2

Allow product to work for 5 minutes and wipe rack with a damp cloth or sponge. Rinse well with water and allow to air dry. Repeat if needed.



Step 3

Allow an extra 5 minutes of heating time the next time you grill to make sure any cleaning residue has burned off.



Fridge So Fresh & MIGHTY MESH Pot Scrubber

Simply place the Fridge So Fresh in your refrigerator and other problem areas and smell the difference. Developed to absorb and eliminate odours, instead of covering them up, by using a safe, natural and non-toxic solution. Especially powerful for the most difficult odours like fish and seafood.

Contains:

Natural Mineral salts, Aluminum Ammonium Salts. Doesn't contain harmful chemicals or perfumes. Natural Odour Absorbing Crystal



Directions: Totally remove plastic shrink wrap from container. Place one in the refrigerator and one in the freezer or wherever odours are a problem. To refresh crystal: Simply remove every 8 weeks rinse under faucet and replace wherever odours are a problem.

Works better and lasts longer than baking soda. Lasts up to six months. Environmentally safe. No harmful chemicals.

- Compact & Space Saving
- Non-Toxic & Spill Proof
- Stops Food From Absorbing Odours

Multi-Purpose use: Freezers, Bathrooms, Closets, Pet Areas, Cars, Garbage Pails, Diaper Pails, Gym Locker


MIGHTY MESH Pot Scrubber

Can be used wet for easy cleaning of pots and pans, ovens, grills, barbeques and for removing glue, paint and stains from smooth surfaces, ceramic tiles, glass and more. The handle helps protect your fingers and nails when scrubbing.

Care Instructions: Rinse well after use, can be washed in the dishwasher on the top rack.

Caution: Not designed for use on non-stick surfaces, always test in an inconspicuous place prior to use.





Norwex cares about a healthy environment, and the personal well-being of our consumers. Our products contain organic, not synthetic, ingredients that are purer, safe for the environment, and gentle on your skin. We choose ingredients that promote a better quality of life, and reduce the damaging effects of toxins.

ECOCERT®

We offer innovative products with ECOCERT® certified organic ingredients to revolutionize skin care. ECOCERT® is considered the most important organization in Europe for setting the standards for natural and organic cosmetics for consumers. We are proud to be one of the first companies in Canada marketing organic personal care ECOCERT® certified products!

Does NOT Contain:

To be considered an “organic cosmetic” ECOCERT® mandates a minimum of 10% of the total ingredients must be certified organic and at least 95% of the ingredients must be of vegetable/plant origin. There is an allowance for the product to contain up to a maximum of 5% synthetic products, but none of these must be included on the negative list.

Some ingredients on the negative list includes:

Mineral oil and silicon; Synthetic emulsifiers like PEG (polyethylene glycol); Viscosity controlling agents like Carbomer; Preservatives such as formaldehyde releasers, parabens, or phenoxyethanol; Synthetic perfumes; Synthetic dyes; and Synthetic solvents like propylene glycol.

MARINE ORGANICS Body Lotion

Norwex Marine Organics – A miraculous skin care line, now enhanced with unique marine algae

Utilizing the benefits of organic marine algae and sea plants, the Norwex Marine Organics line was engineered to rejuvenate the appearance of the skin. With ECOCERT organic certification, this luxurious line helps reduce the signs of aging while providing refreshing and radiant results.

Simple, effective and eco-cert certified organic, these products are now enhanced with unique marine algae to help improve skin elasticity and tone while brightening the skin's appearance for a radiant finish.

Experience these incredible skin benefits for the entire body with the Organics body lotion and shower gel. Naturally derived, gentle cleansing ingredients provide a thorough cleansing.

MARINE DOES NOT CONTAIN LIST:
Mineral oil or petrolatum, SLES or Parabens

MARINE ORGANICS Body Lotion

- Organic certified product
- Enriched with advanced bio-marine ingredients
- For all skin types

Our certified organic Marine Body Lotion is fortified with Olive Oil and Jojoba to transform skin to feel hydrated and protected. This ultra-conditioning Lotion is enriched with Shea Butter and advanced bio-marine ingredients carefully selected from the ocean. Pamper your skin and enjoy the power of nature to affect your body and soul.

Recommended use: Massage all over the body until completely absorbed.

Contains:

Aloe Barbadensis Leaf Juice, Olea Europaea Fruit Oil*, Glyceryl Stearate SE, Parfum, Aqua, Glycerin, Cetearyl Wheat Straw Glycosides, Cetearyl Alcohol, Tricaprylin, Cetearyl Oliviate Sorbitan Oliviate, Propanediol, Glycerin, Squalane, Butyrospermum Parkii*, Pelvetia Canaliculata Extract, Caprylic/ Capric Triglyceride, Alaria Esculenta Extract, Crambe Maritima Extract, Simmondsia Chinensis Seed Oil*, Plukentia Volubilis Seed Oil*, Buddleja Davidii Extract, Sodium Hyaluronate, Beeswax*, Dehydroacetic Acid, Benzyl Alcohol, Glycerin Caprylate Acid, Benzoic Acid, Tocopheryl Acetate, Thymus Vulgaris Flower/leaf Extract**

May contain: Alpha Isomethyl Ionone, Benzyl Alcohol, Benzyl Benzoate, Benzyl Salicylate, Citral, Citronellol, Eugenol, Farnesol, Geraniol, Isoeugenol, Limonene, Linalool.

**Ingredients from Organic Farming.*

99.29% of the total ingredients are from natural origin.

80.49% of the total ingredients are from organic farming.

Natural and Organic Cosmetic certified by ECOCERT GreenLife

Noteworthy ingredients include aloe, olive oil, tricaprylin, squalane, Shea butter, and jojoba oil as well as Plukentia volubilis seed oil – an amazing source of omega 3, 6, and 12 essential fatty acids and Buddleja davidii (butterfly bush), Thymus vulgaris (Thyme) extracts and Pelvetia canaliculata, Alaria esculanta, and Crambe maritime.

Allergy alert: Contains oil from the Shea nut.



MARINE ORGANICS Bath Shower Gel

- Organic certified product
- Enriched with advanced bio-marine ingredients
- For all skin types

Enjoy this delightfully fresh and highly effective shower gel enriched with advanced bio-marine ingredients carefully selected from the ocean. Pamper your skin and enjoy the power of nature to affect your body and soul. The gentle surfactants in this formulation together with the incredibly soothing, natural extracts nourish the skin during bathing - leaving amazingly fresh sensation!

Used for:

Body cleansing in the shower or bath. Use alone or together with the Norwex Loofah pad to exfoliate your skin, leaving it soft and smooth. Simply wet, apply Norwex Bath Shower Gel, rub in a circular motion, then rinse to remove dead skin cells.



Contains:

Aloe Barbadensis Leaf Juice, Sodium Cocoamphoacetate, Lauryl Polyglucose, Sodium Cocoyl Glutamate, Sodium Lauryl Glucose Carboxylate, Glycerin, Cocoyl Proline, Coco-Glucoside, Glyceryl Oleate, Buddleja Davidii Extract, Thymus Vulgaris Flower/Leaf Extract*, Plukenetia Volubilis Seed Oil*, Aqua, Chondrus Crispus Extract, Xanthan Gum, Parfum, Dehydroacetic Acid, Benzyl Alcohol, Gluconolactone, Sodium Benzoate, Citric Acid.*

May Contain: Benzyl Salicylate, Citronellol, Limonene, Linalool

Fragrance - Citrus Essence

** Ingredients from Organic Farming*

98.97% of the total ingredients are from natural origin.

58.44% of the total ingredients are from Organic Farming.

Natural and Organic Cosmetic certified by ECOCERT Greenlife

NO irritating SLS/SLES, only gentle, naturally-derived cleansing ingredients. Combine these with the softening and nourishing effects of aloe, the skin regenerating capability of gluconolactone, benefits of butterfly bush and thyme; the incredible nourishing effects of Plukenetia volubilis (rich in omega 3, 6, and 12 essential fatty acids) and Chondrus crispus extracts, make this one shower gel that will do wonders for the moisture barrier of your skin.




MARINE ORGANICS Day Cream

- Organic certified product
- Enriched with advanced bio-marine ingredients
- For all skin types

A certified organic Marine Moisturizing Day Cream specially developed to revitalize and restore skin's youthful appearance. The active moisturizer contains carefully selected ingredients from Marine origin to moisturize aging skin and reduce the appearance of wrinkles while transforming your skin to appear lineless and refreshed. Marine Moisturizing Day Cream contains certified organic additives: Aloe Vera, Shea butter and Olive & Jojoba oils. Daily use of the cream fights the signs of aging caused by free radicals and oxidative stress, resulting in skin that appears healthy, young and fresh.

Recommended use: Apply to cleansed skin with gentle patting motions until absorbed.



Contains:

*Aloe Barbadensis Leaf Juice**, *Tricaprylin*, *Squalane*, *Cetearyl Wheat Straw Glycosides*, *Cetearyl Alcohol*, *Aqua*, *Glycerin*, *Parfum*, *Butyrospermum Parkii*(Shea Butter)*, *Cetearyl Oliviate*, *Sorbitan Oliviate*, *Glyceryl Stearate SE*, *Propanediol*, *Pelvetia Canaliculata Extract*, *Alaria Esculenta Extract*, *Caprylic/Capric Triglyceride*, *Crambe Maritima Extract*, *Simmondsia Chinensis*(Jojoba) *Seed Oil**, *Olea Europaea* (Olive) *Fruit Oil**, *Sodium Hyaluronate*, *Glyceryl Stearate Citrate*, *Tocopheryl Acetate*, *Glycerin Caprylate*, *Dehydroacetic Acid*, *Benzyl Alcohol*, *Citric Acid*, *Beeswax**, *Benzoic Acid*, *Benzyl Salicylate*, *Citronellol*, *Linalool*.

** Ingredients from Organic Farming*

99.19 % of the total ingredients are from natural origin.

73.20 % of the total ingredients are from Organic Farming.

Natural and Organic Cosmetic certified by ECOCERT Greenlife

Noteworthy ingredients are the *Pelvetia canaliculata* extract, *Alaria esculenta* extract, and the *Crambe maritima* extract as well as aloe, squalane, cetearyl wheat straw glycosides, shea butter, sodium hyaluronate, jojoba oil, olive oil, and vitamin E.

Note: *Cetearyl Wheat Straw Glycosides* is Gluten-free and from Non Genetically Modified vegetable resources



MARINE ORGANICS Night Cream

- Organic certified product
- Enriched with advanced bio-marine ingredients
- For all skin types

At night is when the skin rejuvenates and rebuilds itself. This unique certified organic Marine Moisturizing Night Cream works overnight so skin appears rested and revitalized. Marine moisture delays the appearance of wrinkles and smoothes and lifts the look of skin while you sleep. This product is enriched with certified organic Aloe Vera, Shea butter and Jojoba & Olive oils which deeply moisturize and relax the skin. After continual use the look of skin begins to improve and the skin feels firmer, looks younger and appears more defined.



Contains:

Aloe Barbadensis Leaf Juice, Tricaprylin, Cetearyl Wheat Straw Glycosides, Cetearyl Alcohol, Squalane, Butyrospermum Parkii(Shea Butter)*, Aqua, Glycerin ,Parfum, Glyceryl Stearate SE, Cetearyl Oliviate, Sorbitan Oliviate, Propanediol, Alaria Esculenta Extract, Caprylic/Capric Triglyceride, Crambe Maritima Extract, Secale Cereale(Rye) Seed Extract*, Sodium Hyaluronate, Simmondsia Chinensis(Jojoba) Seed Oil*, Olea Europaea(Olive) Fruit Oil*, Glyceryl Stearate Citrate, Tocopheryl Acetate, Glycerin Caprylate, Beeswax*, Dehydroacetic Acid, Benzyl Alcohol, Citric Acid, Benzoic Acid, Benzyl Salicylate, Citronellol, Linalool.*

** Ingredients from Organic Farming*

99.20 % of the total ingredients are from natural origin.

70.49 % of the total ingredients are from Organic Farming.

Natural and Organic Cosmetic certified by ECOCERT Greenlife

Note: *Tocopheryl acetate is vegetal source from non-GMO sunflower oil and is considered non-allergenic.*

Noteworthy ingredients are the Alaria esculenta extract and the Crambe maritima extract as well as rye (Secale cereale), aloe, squalane, cetearyl wheat straw glycosides, shea butter, sodium hyaluronate, jojoba oil, olive oil, and vitamin E. In comparison to the day cream this formula does not contain Pelvetia canaliculata, but it does contain rye extract, which is firming in nature. Also, it is a little richer having higher amounts of the emollients tricaprylin and organic shea butter.

Allergy Alert: *This product contains Secale cereal (rye) seed extract – a source of gluten at 19 ppm.*



MARINE ORGANICS Eye Lifting Serum

- Organic Certified Product
- Enriched with advanced bio-marine ingredients
- For all skin types

A certified organic serum developed to combat the appearance of time. The serum is enriched with a high concentration of natural ingredients from marine origin to transform eyes to appear more youthful. The unique serum lifts the look of skin around the eyes and reduces the look of puffiness and dark circles. Tired eyes appear brightened and revived. In addition, the serum contains a high concentration of certified organic additives; Aloe Vera, Olive and jojoba oils for a smoothing feel and firming appearance.

Contains:

Aloe Barbadensis Leaf Juice*, Glycerin, Aqua, Parfum, Hydrolyzed Rhizobian Gum, Acacia Senegal Gum, Propanediol, Crambe Maritima Extract, Caprylic/Capric Triglyceride, Alaria Esculenta Extract, Medicago Sativa(Alfalfa) Extract*, Sodium Hyaluronate, Squalane, Simmondsia Chinensis(Jojoba) Seed Oil*, Olea Europaea(Olive) Fruit Oil*, Tocopheryl Acetate, Xanthan Gum, Glycerin Caprylate, Glyceryl Stearate SE, Cetearyl Wheat Straw Glycosides, Cetearyl Alcohol, Dehydroacetic Acid, Benzyl Alcohol, Citric Acid, Benzoic Acid, Citronellol, Linalool.

* Ingredients from Organic Farming

99.20 % of the total ingredients are from natural origin.

82.99 % of the total ingredients are from Organic Farming.

Natural and Organic Cosmetic certified by ECOCERT Greenlife

Noteworthy ingredients are the hydrolyzed rhizobian gum, Acacia senegal gum, Alaria esculenta extract, and the Crambe maritima extract. Other highly active ingredients include alfalfa (Medicago sativa), aloe, squalane, cetearyl wheat straw glycosides, shea butter, sodium hyaluronate, jojoba oil, olive oil, and vitamin E.



ORGANIC
COSMETIC

MARINE ORGANICS REGIMEN CHART

Day Regimen

Night Regimen

Special Options

STEP 1 CLEANSE

Moisten the **Makeup Removal Cloth** under running water, wring out and then fold. Gently cleanse makeup and debris from all areas of the face and neck.

Use another fold in the cloth and carefully cleanse the sensitive areas around the eyes and lip.

Moisten the **Makeup Removal Cloth** under running water, wring out and then fold. Gently cleanse makeup and debris from all areas of the face and neck.

Use another fold in the cloth and carefully cleanse the area around the eyes and then carefully press the cloth on the eye area to gently remove eye makeup. Do not rub, but carefully remove makeup and also use to remove lip color.

For extra exfoliation: Utilize the **Norwex Body Pack Cloth** once or twice weekly to cleanse your face and neck areas for extra exfoliation benefits. Use in the same way as outlined in the **Makeup Removal Cloth** directions.

The **Makeup Removal Cloth** should still be utilized for cleansing the sensitive eye and lip areas.

STEP 2 NOURISH

Pump **Marine Organics Eye Lifting Serum** onto fingertips of the hand and lightly pat around the eye, face and neck area - allow this incredible product to absorb for at least one minute. ****Note - these products were synergistically developed. There is a higher concentration of the essential marine ingredients in the day and night creams, so those benefits will be greater when paired with the serum. The added benefit of the serum is the increased lift from the key ingredients it possesses.**

Pump **Marine Organics Eye Lifting Serum** onto fingertips of the hand and lightly pat around the eye, face and neck area - allow this incredible product to absorb for at least one minute.

For extra toning or sensitive skin - pump a quarter size amount of **Mediterranean Moisture Aloe Vera Face and Neck Gel** and spread lightly across the eye, face and neck areas. This extra step should be applied before application of the **Marine Organics Eye Lifting Serum** and allowed to dry until fully absorbed.

STEP 3 MOISTURIZE

Utilizing the small plastic spatula - dispense a dime size amount of the **Marine Organics Day Cream** on fingertips and lightly apply on the facial and neck areas in patting motions until absorbed.

Utilizing the small plastic spatula - dispense a dime size amount of the **Marine Organics Night Cream** on fingertips and lightly apply on the facial and neck areas in patting motions until absorbed.

MEDITERRANEAN Organic Olive Oil Salt Scrub



Enriched with Dead Sea salts; this remarkable, organic cleansing scrub contains grains that remove dead cells, giving skin a smooth look and velvet feel. The essential oil inspires a lingering sense of ease and relaxation. Contains no preservatives, perfume free. Use with caution; product contains oil that may cause surface to become slippery. For all skin types.

Recommended use: Massage over entire body during bathing, once or twice a week.

Contains:

Maris Sal (Dead Sea Salts), Olea Europaea Fruit (Olive) Oil*, Citrus Aurantium Dulcis Oil*, Citrus Medica Limonum Peel Oil*, Tocopheryl Acetate.

*Ingredients from Organic Farming

100 % of the total ingredients are from natural origin.

21.18 % of the total ingredients are from organic farming.

Does not contain:

Mineral oil, Emulsifiers like PEG, Carbomers, Parabens, Synthetic perfums and dyes, Fatty acids or alcohols, Propylene Glycol.

Contains 100% Natural Dead Sea salts with over 26 minerals

Natural and Organic Cosmetic certified by ECOCERT Greenlife



TIMELESS Lip Balm



Timeless Lip Balm quickly penetrates to moisturize, condition and protect dry, chapped lips. Includes organic aloe vera, coconut oil, tea tree oil and is paraben-free.

Contains:

Caprylic/Capric Triglyceride, PEG-5 Pentaerythrityl Ether, PPG-5 Pentaerythrityl Ether, Glycine Soja (Soybean) Sterols, Beeswax, Euphorbia Cerifera (Candelilla) Wax, Cetyl Esters, Flavor, Cocos Nucifera (Coconut) Oil, Ozokerite, Microcrystalline Wax, Aloe Barbadensis Leaf Juice Powder, Allantoin, Menthol, Melaleuca, Iternifolia (Tea Tree) Leaf Oil

TIMELESS Leg Cream

A delicate massage with a small quantity of Leg Cream helps to relieve dry skin. Daily use may help to improve the aesthetic look, and may reduce the look of cellulite. Apply to legs as needed.

Contains:

Aqua (Water), Triticum Vulgare, Zea Mays, Menthol, Mentha Piperita, Aloe Barbadensis*, Olea Europaea* (Olive Oil), Algin, Centella Asiatica, Ruscus Aculeatus, Eucalyptus Globulus, Carbomer, Sodium Benzoate, Limonene, Linalool.*

**FROM ORGANIC FARMING*

Does not contain:

*Mineral oil and silicon
Preservatives such as formaldehyde releasers, parabens, or phenoxyethanol
Synthetic perfumes
Synthetic dyes and Synthetic solvents like propylene glycol
Triethanolamine-TEA
Synthetic emulsifiers like PEG (polyethylene glycol), Colour.*



TIMELESS Herbs Cream



A nourishing muscle massage cream made with Organic essential oils of Rosemary, Lavender and Sage, known to help naturally energize overexerted muscles. Massage the cream, rich with Devil's Claw and Wolf's Bane, into tired sore muscles to promote the sensation of tension release. Peppermint and Scots Pine help refresh and cool.

Contains:

Aqua (water), Aloe Barbadensis, Triticum Vulgare*, Algin, Olea Europaea*, Lavandula Angustifolia (Lavender) *, Salvia Officinalis (Sage)*, Rosmarinus Officinalis (Rosemary)*, Citrus Dulcis*, Harpagophytum Procumbens (Devil's Claw), Arnica Montana (Wolf's Bane), Mentha Piperita (Peppermint Oil), Pinus Sylvestris (Scots Pine), Linalool, Limonene, Geraniol.*

***FROM ORGANIC FARMING**

Does not contain:

*Mineral oil and silicon
Synthetic emulsifiers like PEG (polyethylene glycol)
Viscosity controlling agents like Carbomer
Preservatives such as formaldehyde releasers, parabens, or phenoxyethanol
Synthetic perfumes
Synthetic dyes
Synthetic solvents like propylene glycol.*



TIMELESS SILK Organic Hand Cream



After washing hands – apply cream generously and rub until completely absorbed.

These natural emollients work together to moisturize and nourish the skin, allowing it to retain moisture, while working to naturally soothe the skin.

Contains:

Ingredients: Aqua (Water), Aloe Barbadensis Leaf Juice, Olea Europaea (Olive) Fruit Oil*, Cetearyl Alcohol, Glyceryl Oleate, Glyceryl Stearate, Butyrospermum Parkii (Shea Butter)*, Cetearyl Olivatate, Prunus Amygdalus Dulcis (Sweet Almond) Oil, Sorbitan Olivatate, Simmondsia Chinensis (Jojoba) Oil*, Organic Macadamia Ternifolia Seed Oil*, Gluconolactone, Sodium Benzoate, Dehydroacetic Acid, Benzyl Alcohol, Beeswax*, Citrus Aurantium Dulcis (Orange) Oil*, Citrus Medica Limonum (Lemon) Peel Oil*, Glycerin, Peucedanum Ostruthium (Masterwort) Leaf Extract, Potassium Sorbate, Benzoic Acid, Tocopheryl Acetate.*

Does not contain:

*Mineral oil and silicon,
Synthetic emulsifiers like PEG (polyethylene glycol),
Viscosity controlling agents like Carbomer, Preservatives such as formaldehyde releasers, parabens, or phenoxyethanol, Synthetic perfumes, Synthetic dyes, and Synthetic solvents like propylene glycol.*

**Ingredients from Organic Farming
98.76 % of the total ingredients are from natural origin.
27.48 % of the total ingredients are from organic farming.*

Natural and Organic Cosmetic certified by ECOCERT Greenlife

*** Allergy Alert:** Contains Macadamia Nut oil and Almond oil.



Naturally Timeless Radiant Eye Cream



The new apple of our eye combines cutting-edge phytotechnology with outstanding results from a unique ingredient, Prodizia. Extracted from the Persian Silk Tree, Prodizia helps reduce the signs of dark circles, fine lines and under eye puffiness. Just a drop tapped lightly into skin around the eye area, prior to applying moisturizer, will provide the appearance of more youthful skin.

Contains:

Water, Glycerin, Isopropyl Myristate, Glyceryl Sterate SE, Cetyl Alcohol, Alibizia Julibrissin Bark Extract, Butylene Glycol, Carbomer, Polysorbate 20, Palmitoyl Oligopeptide, Palmitoyl, Tetrapeptide-7, Malus Domestica Fruit Cell Culture Extract, Xanthan Gum, Lecithin, Pehnoxyethanol, Squalane, C12-15 Alkyl Benzoate, Butyrospermum Parkii (Shea Butter), Peg 40 Stearate, Plukenetia Volubilis Seed Oil, Tocopherol, Isohexadecane, Sodium Hyaluronate, Propanediol Benzyl Alcohol, Dehydroacetic Acid, Simmondsia chinense (Jojoba) Seed Oil, Olea Europaea (Olive) Fruit Oil, Gluconolactone, Sodium Benzoate, Polyacrylamide, C13-14 Isoparaffin, Laureth-7, Hamamelis Virginiana (Witch Hazel) Leaf Water, Sorbitan Tristearate, Prunus Amygdalus Dulcis (Sweet Almond) Oil, Allantoin, Parfum, Phenoxyethanol, Benzoic Acid



TIMELESS ORGANIC Shea Butter



Apply to severely dry skin, cracked feet, dry cuticles and sparingly to hair to tame ends and moisturize the hair follicles.

Melt in hand or between fingers, apply with gentle patting or rubbing motion.

Contains:

Butyrospermum parkii Butter* - Shea Butter
*Persea gratissima** - Avocado Oil
Tocopherol Acetate - Vitamin E

**Ingredients from Organic Farming
100% of the total ingredients are from natural origin.
99.9% of the total ingredients are from organic farming.*

Does not contain:

*Mineral oil and silicon,
Synthetic emulsifiers like PEG (polyethylene glycol),
Viscosity controlling agents like Carbomer,
Preservatives such as formaldehyde releasers,
parabens, or phenoxyethanol,
Synthetic perfumes,
Synthetic dyes and
Synthetic solvents like propylene glycol.*



Due to the organic composition, the consistency of the Shea Butter may vary.

Allergy alert: Contains oil from the Shea nut.

Natural and Organic Cosmetic certified by ECOCERT Greenlife

MEDITERRANEAN Face & Neck Gel



A moisturizing, hydrating and nourishing gel for the face and neck to be used after cleansing. This product can hydrate, soothe, smooth, soften skin, and has a firming composition. It is not intended to provide lasting moisture – it functions much like a toner to be used after cleansing and before moisturizing.

New airless gel dispenser has an easy dispensing action which is leak-proof; allows for quantity distribution; provides excellent product protection because the gel is not exposed to air, and it is protected from oxidation and contaminants from the exterior environment. It also helps to extend the shelf life of the product.

Contains:

Aqua (Water), Triticum Vulgare, Olea Europaea* (Olive Oil), Aloe Barbadensis*, Sodium Hyaluronate, Allantoin, Algin, Glycerin, Prunus Armeniaca, Sodium Dehydroacetate, Parfum (Fragrance), Limonene, Linalool.*

**Ingredients from Organic Farming*

Does not contain:

Petrolatum, Alcohol, Glycols (i.e., propylene glycol, butylene glycol etc.), Carbomer, Mineral Oil, Synthetic Fragrances or Colours, PEGs (polyethylene glycols), Parabens, Phenoxyethanol, Dimethylamine, Trimethylamine, EDTA (ethylenediaminetetraacetic acid), or Formaldehyde Releasers such as DMDM Hydantoin, Quaternium 15, Imidazolidinyl Urea, Diazolidinyl Urea, Tris(hydroxymethyl) nitromethane (Tris Nitro) etc.



TIMELESS FOOTPRINTS Foot Lotion



The nourishing and refreshing qualities of Aloe Vera, Olive oil and other pure, natural extracts, such as menthol, are formulated to promote a cooling sensation leaving feet feeling refreshed and helping combat odour. Use lotion daily to improve the skin's appearance, and invigorate tired, overworked feet while providing nourishment for a complete pampered experience.

Contains:

Aqua - Water, Aloe barbadensis - Aloe Vera, Triticum vulgare - Wheat Germ Oil, Algin - Polysaccharide from Seaweed, Olea europaea - Olive Oil, Rosmarinus officinalis - Rosemary, Lavandula angustifolia - Lavender, Citrus limonum, Mentha piperita - Mint, Eucalyptus globulus - Blue Gum, Thymus vulgaris - Thyme, Melissa officinalis - Lemon Balm, Verbena officinalis, Limonene, Linalool, Citral.

Does not contain:

Petrolatum, Alcohol, Glycols (i.e., propylene glycol, butylene glycol etc.), Carbomer, Mineral Oil, Synthetic Fragrances or Colours, PEGs (polyethylene glycols), Parabens, Phenoxyethanol, Dimethylamine, Trimethylamine, EDTA (ethylenediaminetetraacetic acid), or Formaldehyde Releasers such as DMDM Hydantoin, Quaternium 15, Imidazolidinyl Urea, Diazolidinyl Urea, Tris(hydroxymethyl) nitromethane (Tris Nitro) etc.



NATURALLY TIMELESS Face Serum

Naturally Timeless – A phenomenal cutting-edge formulation!

For those 35 or older who want to fight the signs of aging, help lessen the appearance of age spots and fine lines, Norwex has taken skin care to the next level with this exciting breakthrough. And it is all focused on the natural rejuvenating benefits of an endangered rare apple.

This Swiss apple called Uttwiler Spätlauber is derived from a seedling planted in the middle of the 18th century, well-known for its ability to be stored for long periods without shrivelling and thus its longevity potential. Rich in phytonutrients and proteins, the apple offers unique ingredients that, through technology, can be incorporated into skin care products. Through cutting-edge science, the PhytoCell Malus Domestica ingredient has been shown to have excellent results for reducing the appearance of wrinkles. This unique offering is currently one of the most pioneering and innovative breakthroughs in global skin care.

NATURALLY TIMELESS Face Serum

This innovative Face Serum reduces the appearance of wrinkles leaving the skin looking visibly younger. The formula combines a rich selection of ingredients for an intensive treatment to transform the skin to appear lineless and revitalized. The serum is based on innovative technology which acts to boost the appearance of the skin.

Recommended use: Apply to cleansed skin with gentle patting motions until absorbed.

Contains:

Aqua, Glycerin, Methyl Gluceth-20, Malus Domestica Fruit Cell Culture, Xanthan Gum, Lecithin, Behentrimonium Methosulfate, Cetyl Alcohol, Butylene Glycol, Caprylic/Capric Triglyceride, Teprenone, Euglena Gracilis Extract, Carbomer, Polysorbate 20, Palmitoyl Oligopeptide, Palmitoyl Tetrapeptide-7, Salvia Sclarea (Clary) Seed Oil, Amorphophallus Konjac Root Powder, Isohexadecane, Squalane, Olea Europaea Fruit Oil, Simmondsia Chinensis Seed Oil, Dimethicone, Tocopheryl Acetate, Allantoin, Hamamelis Virginiana Extract, Propanediol, Polyacrylamide, C13-14 Isoparaffin, Laureth-7, C12-15 Alkyl Benzoate, Glycerol Monostearate SE, Parfum, Benzoic Acid, Gluconolactone, Sodium Benzoate, Calcium Gluconate, Dehydroacetic Acid, Benzyl Alcohol, Phenoxyethanol, Limonene.

Noteworthy ingredients are the Malus domestica fruit cell culture extract, palmitoyl oligopeptide, palmitoyl tetrapeptide-7, teprenone, Euglena gracilis extract, and gluconolactone.

Does not contain:

Parabens, no formaldehyde releasers, no mineral oil and no petrolatum.



NATURALLY TIMELESS Day Cream



Developed to decrease the appearance of wrinkles, to enhance the look of the skin's firmness and to delay the signs of aging. The advanced Day cream is enriched with plant technology that boosts the appearance of the skin and improves the look of facial contour and definition. The final result is younger looking skin, which appears softer and healthier.

Recommended use: Apply to cleansed skin with gentle patting motions until absorbed.

Contains:

Aqua, Isopropyl Myristate, Glyceryl Stearate SE, Glycerin, Isohexadecane, Butylene Glycol, Carbomer, Polysorbate 20, Palmitoyl Oligopeptide, Palmitoyl Tetrapeptide-7, Caprylic/Capric Triglyceride, Teprenone, Malus Domestica Fruit Cell Culture, Xanthan Gum, Lecithin, Cetyl Alcohol, Prunus Amygdalus Dulcis Oil, Olea Europaea Fruit Oil, Peg-40 Stearate, Salvia Sclarea (Clary) Seed Oil, Hamamelis Virginiana (Witch Hazel) Extract, Sodium Hyaluronate, Squalane, Simmondsia Chinensis (Jojoba) Seed Oil, Butyrospermum Parkii, Allantoin, Tocopheryl Acetate, Sorbitan Tristearate, Propanediol, C12-15 Alkyl Benzoate, Polyacrylamide, C13-14 Isoparaffin, Laureth-7, Parfum, EDTA, Benzoic Acid, Phenoxyethanol, Dehydroacetic Acid, Gluconolactone, Sodium Benzoate, Calcium Gluconate, Benzyl Alcohol, Limonene.

Allergy Alert- Nut oil – sweet almond oil (Prunus amygdalus dulcis).



NATURALLY TIMELESS

Anti-Gravity Night Cream

Anti-Gravity goes beyond moisturizing to visibly reducing the signs of aging. This hydrating cream works while you sleep when most of the rejuvenation and rebuilding activity of the skin takes place. The formula combines plant stem cells for an intense treatment to transform the appearance of the skin achieving a visible lifting result. This advanced Night Cream contains plant Stem Cells - a unique ingredient based on the innovative PhytoCellTec™ technology whose function is to boost the appearance of the skin and to achieve a visibly younger and healthier look. It contains the powerful ingredient Matrixyl™ synte 6, with the unique ability to significantly decrease the appearance of wrinkles, Chronodyn™, to reduce the signs of fatigue and Idealift™, an innovative ingredient which helps reverse the appearance of sagging and improves resistance to gravity. Recommended use: Apply to cleansed skin with gentle patting motions until absorbed.



Contains:

Ingredients: Aqua, Isopropyl Myristate, Glyceryl Stearate SE, Cetyl Alcohol, Glycerin, Butylene Glycol, Sorbitan Laurate, Hydroxyethylcellulose, Acetyl, Dipeptide-1 Cetyl Ester, Glycerin, Hydroxypropyl Cyclodextrin, Palmitoyl Tripeptide-38, Malus Domestica Fruit Cell Culture Extract, Xanthan Gum, Lecithin, Phenoxyethanol, Euglena Gracilis Extract, C12-15 Alkyl Benzoate, Peg 40 Stearate, Isohexadecane, Prunus Amygdalus Dulcis Oil, Simmondsia, Chinenesisis Seed Oil, Olea Eropaea Fruit Oil, Plukenetia Volubilis Seed Oil, Tocopherol, Propanediol, Sodium Hyaluronate, Benzyl Alcohol, Dehydroacetic Acid, Butirumsperum Parkii, Gluconolactone, Sodium, Benzoate, Squalane, Sorbitan Tristearate, Parfum, Benzoic Acid, EDTA, Limonene.

Allergy Alert - Nut oil – sweet almond oil (Prunus amygdalus dulcis).



NATURALLY TIMELESS REGIMEN CHART

Day Regimen

Moisten the **Makeup Removal Cloth** under running water, wring out and then fold. Gently cleanse makeup and debris from all areas of the face and neck.

Use another fold in the cloth and carefully cleanse the sensitive area around the eyes and lips.

Pump **Naturally Timeless Face Serum** onto fingertips and lightly pat face and neck area - allow this incredible product to absorb for at least one minute.

Utilizing the small plastic spatula - dispense a dime size amount of the **Naturally Timeless Day Cream** on fingertips and lightly apply on the face and neck areas in patting motions until absorbed.

Night Regimen

Moisten the **Makeup Removal Cloth** under running water, wring out and then fold. Gently cleanse makeup and debris from all areas of the face and neck.

Use another fold in the cloth and carefully cleanse the area around the eyes and then carefully press the cloth on the eye area to gently remove eye makeup. Do not rub, but carefully remove makeup and also use to remove lip colour.

Pump **Naturally Timeless Face Serum** onto fingertips and lightly pat face and neck area - allow this incredible product to absorb for at least one minute.

Utilizing the small plastic spatula - dispense a dime size amount of the **Naturally Timeless Anti-Gravity Night Cream** on fingertips and lightly apply on the face and neck areas in patting motions until absorbed.

Special Options

For extra exfoliation: Utilize the **Norwex Body Pack Cloth** once or twice weekly to cleanse your face and neck areas for extra exfoliation benefits. Use in the same way as outlined in the **Makeup Removal Cloth** directions.

The **Makeup Removal Cloth** should still be Utilized for cleansing the sensitive eye and lip areas.

For extra toning or sensitive skin - pump a quarter size amount of **Mediterranean Moisture Aloe Vera Face and Neck Gel** and spread lightly across the face and neck areas. This extra step should be applied before application of the **Naturally Timeless Face Serum** and allowed to dry until absorbed.

STEP
1
CLEANSE

STEP
2
NOURISH

STEP
3
MOISTURIZE

Silver Care Toothbrush



- * Not recommended for children under 3 years.
- * Specific colours cannot be guaranteed.



On contact with water the 99.9% Pure Silver Plated Head releases active silver ions that produce a natural and continuous antibacterial process.

The unique, replaceable Silver Care Plus Head snaps in and out. The plastic handle is reusable and the head refill can be replaced.

Silver Care Toothbrush



Step 1

Wet bristles, apply small amount of toothpaste or gel and brush teeth thoroughly. When finished, rinse the brush and leave it to dry.



Step 2

When you rinse the Silver Care toothbrush after each use, the silver covering the head starts a natural self-sanitizing process to prevent the growth of bacteria.



Step 3

When the bristles are dry the brush is sanitized.



Step 4

Change head every six months.



Crystal Deodorant



The Norwex Deodorant Stone is made from crystallized natural mineral salts which kill odour causing bacteria. It contains no harmful chemicals, oils, perfumes or emulsifiers.



Great on mosquito bites.

The ammonium alum in this product cannot penetrate the skin, and therefore, does not enter the body or clog the pores. Your body is allowed to perspire naturally, yet the salt inhibits the growth of bacteria, therefore preventing body odour.



Good for men with razor burn.

Step 1

Moisten top of stone and use on underarms.




Step 2

Rinse under water. Before replacing lid, wipe dry to prevent deodorant eroding at the base.



Foot Stone



Nature's remedy for dry, rough skin. Contains no chemicals and will not irritate skin. Used for removing corns and calluses from your feet in a gentle, safe and effective manner.

When used regularly it will keep skin soft and smooth, preventing the build up of hard callused tissue.

Caution: Diabetics should not use this product, nor should persons with poor circulation, irritated skin or pain due to corns and calluses. If in doubt, consult a podiatrist.

Step 1

To pamper yourself simply bathe feet in warm water.



Step 2

Dip Norwex Foot Stone in bath water, and rub firmly over hard skin.



Step 3

Apply Norwex Fresh Gel Foot Lotion to treated areas.





Specially-designed soft microfiber mitt for use in the bath or shower.

For gentle exfoliation.

Also amazing for washing babies.

Use for:

- * Removing dead skin cells
- * Removing soaps and oils
- * Removing artificial tans
- * Remove excess body oil

Step 1

Wet mitt and use to wash entire body with Norwex Bath & Shower Gel.



Step 2

Rinse in warm water after use and leave to dry in shower.



Step 3

Launder regularly following washing instructions on page 7.

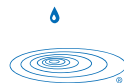


Norwex
871 Whitmore Avenue East
Box 714
Dauphin, Manitoba, Canada
R7N 3B3

Phone: (204) 622-3600
Toll Free: 1-877-766-7939
Fax: 1-877-622-3620

Email: customerservice@norwex.com
Web: www.norwex.ca

Norwex[®]
improving quality of life



None of our products are tested on animals.
This Handbook is protected by copyright and may be reprinted. The content
cannot be altered from its original format without the written consent of Norwex.